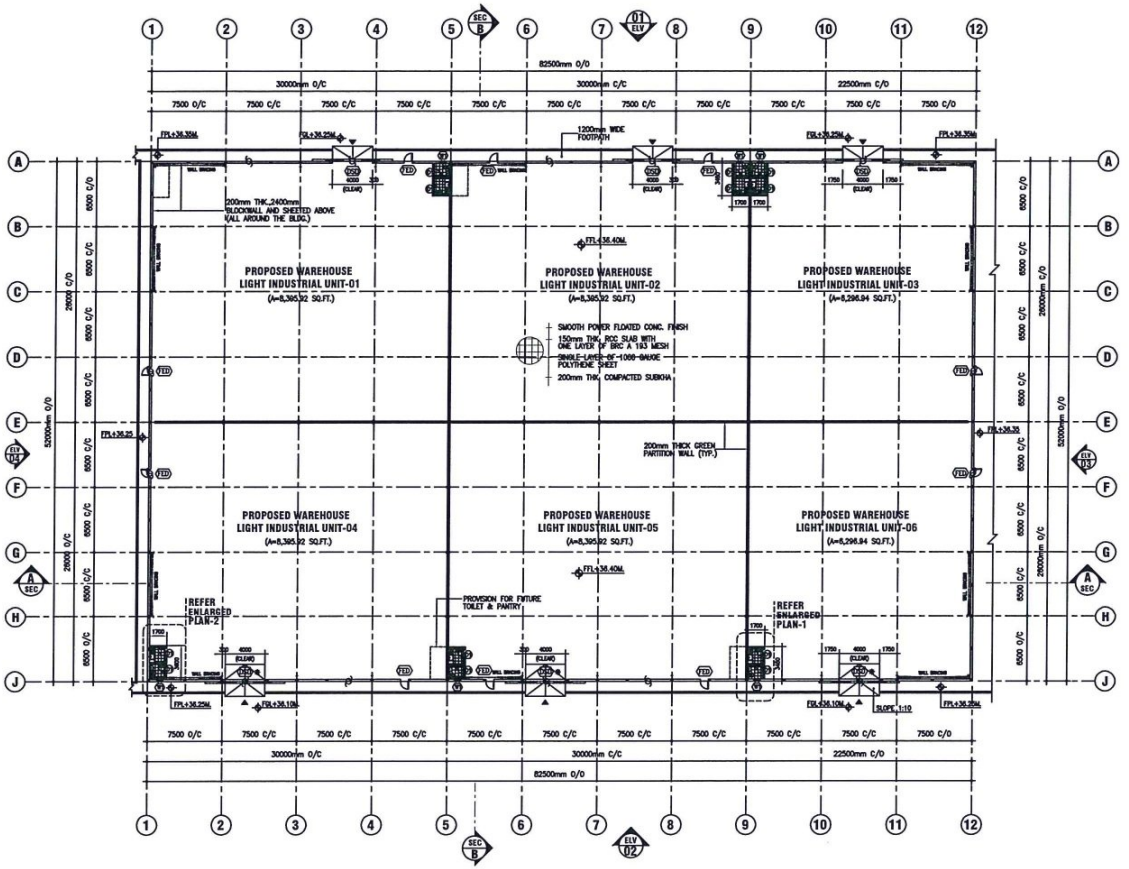


GROUND FLOOR PLAN
SCALE: 1:250

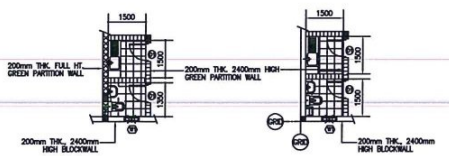
LEGEND :

- 200mm THK., 2400mm HIGH EXTERNAL BLOCKWALL
- 200mm THK., FULL HEIGHT GREEN PARTITION WALLS
- 200mm THK., 2400mm HIGH GREEN PARTITION WALLS (FOR TOILET & PANTRY)

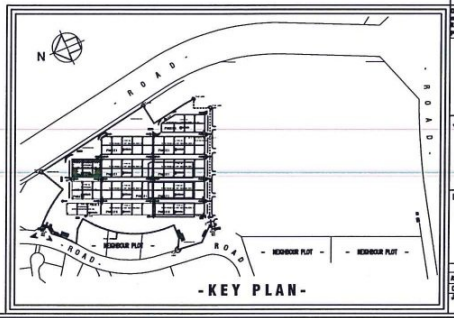
FFL FINISHED FLOOR LEVEL
FGL FINISHED GROUND LEVEL
FPL FOOTPATH LEVEL

NOTES:-

1. ALL DIMENSIONS ARE IN MILLIMETERS. UNLESS NOTED OTHERWISE
2. DO NOT SCALE THE DRAWINGS ONLY FIGURED DIMENSIONS ARE TO BE FOLLOWED.
3. @ DSD AT 150mm BELOW FFL.



PLAN-1 SCALE: 1:100
PLAN-2 SCALE: 1:100



REV	DESCRIPTION	DATE	BY

CLIENT :

LESSEE:

ERGA ENGINEERING CONSULTANTS reserve the ownership of this drawing under the law. All rights on this drawing and all of them with our company. This drawing is loaned on the condition that it is not copied, reproduced, related or disclosed to any unauthorized person either wholly or in part without the consent in writing of the ERGA ENGINEERING CONSULTANTS.

JOB TITLE:
PROPOSED WAREHOUSE BLDGS.
LIGHT INDUSTRIAL UNITS PHASE-II
AT DUBAI INVESTMENT PARK II.
PLOT NO. 5974899

DRAWING TITLE:
L.I.U. TYPE -C
GROUND FLOOR PLAN
(BUILDING - 08)

SCALE:	DSGD:	DRWN BY:	CHKD BY:	PLOTED ON:
AS SHOWN				
CAD FILE:				

JOB No. 6122 | DRG No. A-210 | REVN. --

E:\LC Data\Revit\Ep\basement\Users-ft\Phase-2 warehouse number change as per substation\Wh-4WH\A-210_GFP (Type C_Wh)_-08).dwg Drawing Name=A-210_GFP May 25, 2014 - 12:37pm