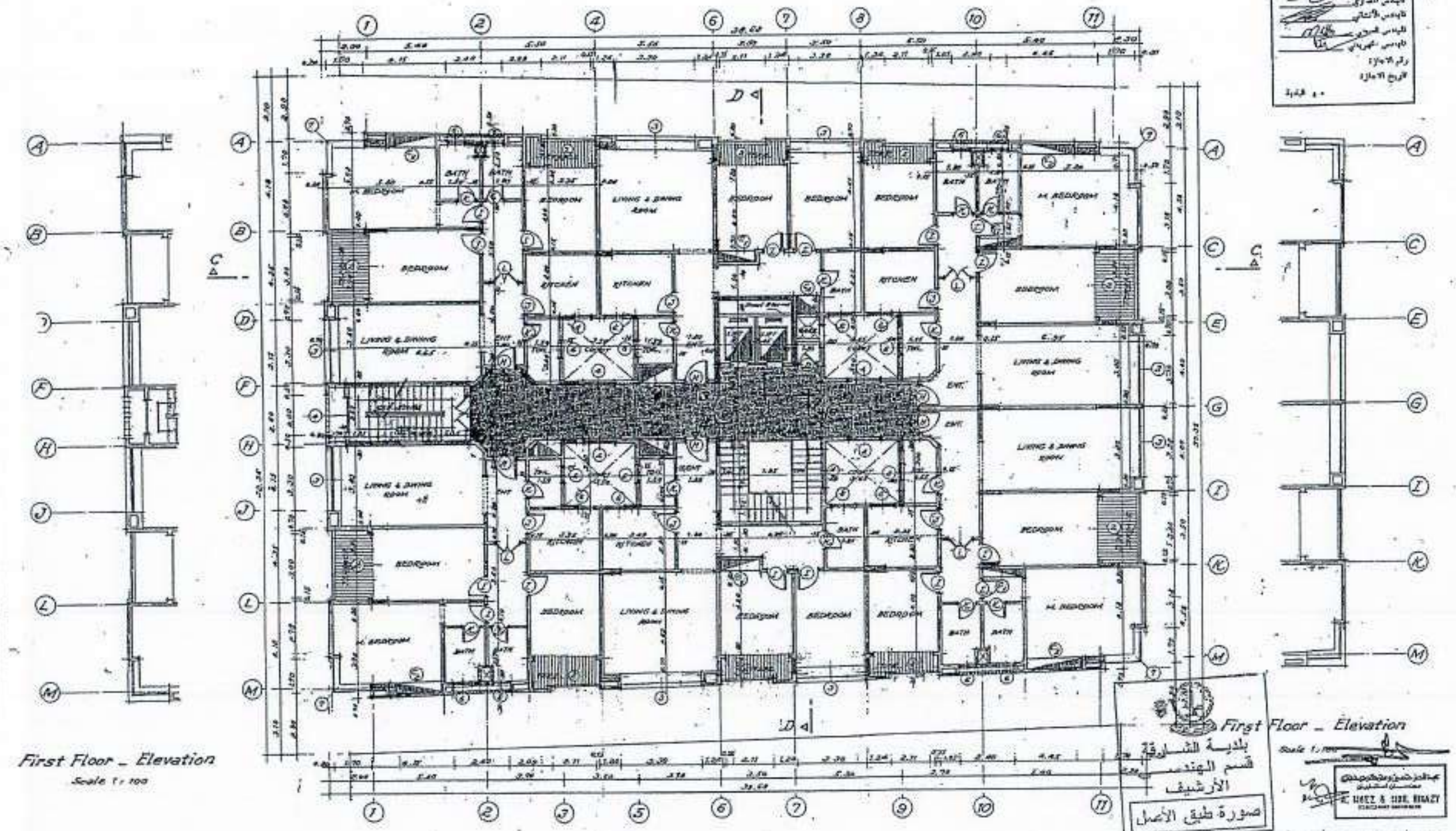

بلدية الشارقة
SHARJAH MUNICIPALITY
قسم الهندسة
قمة الرئيس البناء
المهندس المعماري
المهندس الانشائي
المهندس الصحي
رقم الاجازة
تاريخ الاجازة

بلدية الشارقة
قسم الهندسة
الأرشيف
صورة طبق الأصل

A. MOEZ & MOH. HIGAZY

Sheet No. 4 / 1 Arch.	AN APARTMENT BUILDING SHARJAH EL WAHAT
Scale 1 : 100	TYPICAL FLOOR PLAN
Date April 93	
ARCHITECTS A. MOEZ & MOH. HIGAZY DUBAI P.O.B. 1641 TEL. 221310 ABU DHABI P.O.B. 44320 TEL. 983080	PROJ. NO 645

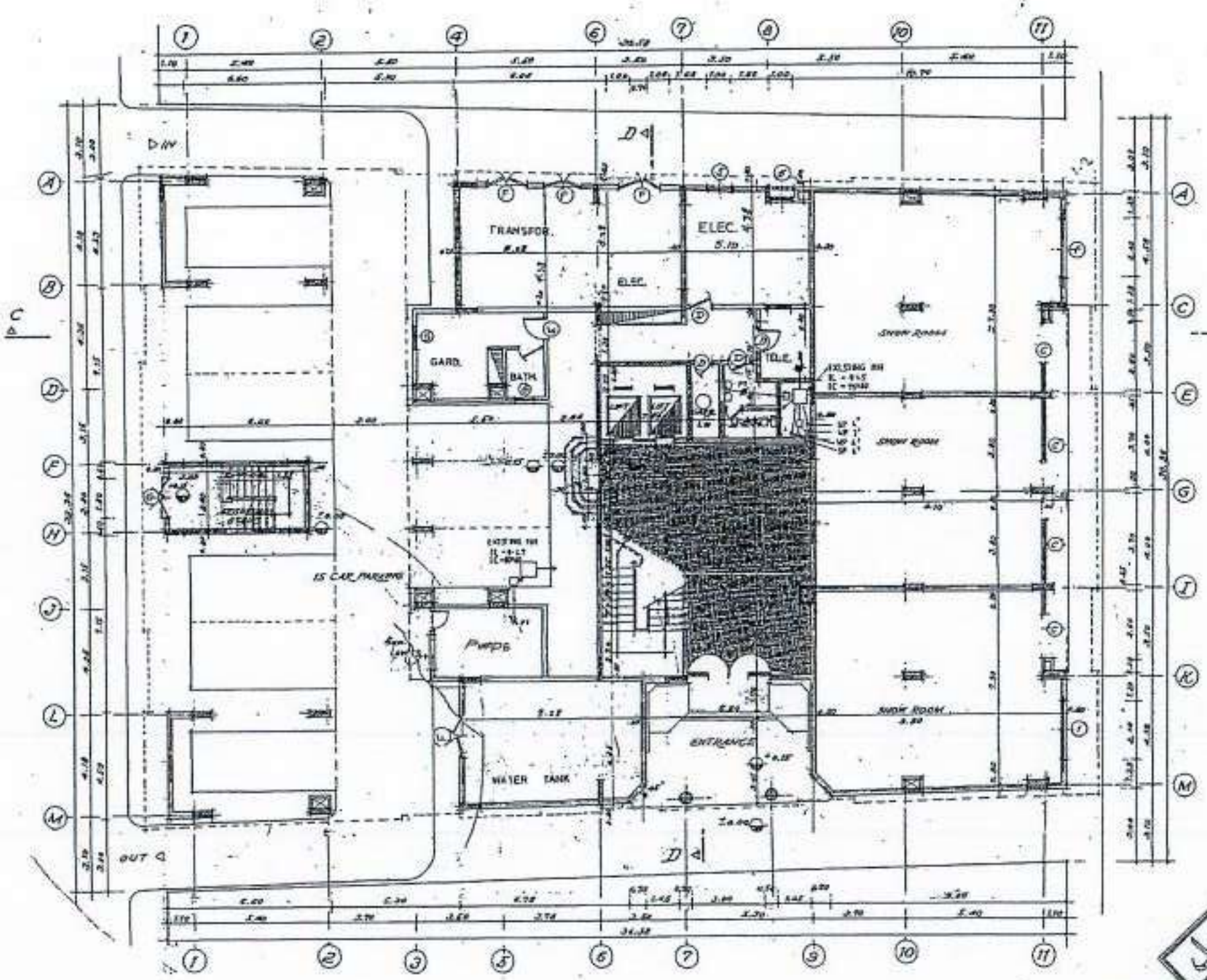

GROUND FLOOR PLAN

Scale 1:100

SHARJAH MUNICIPALITY

بلدية الشارقة
قسم الهندسي
الأرشيف
صورة طبق الأصل

Sheet no. 3/1 Arch.	AN APARTMENT BUILDING SHARJAH EL MAGAZ
Scale 1 : 100	GROUND FLOOR PLAN
Date April 93	01

ARCHITECTS
A. MOEZ & MOH. HIGAZY
CAIRO : 16, GAMAL HAMDY ST. TEL. 39..4403
DUBAI : P.O.B. 1641 TEL. 621370
ABU DHABI : P.O.B. 44320 TEL. 783960

PROJ. NO. 645

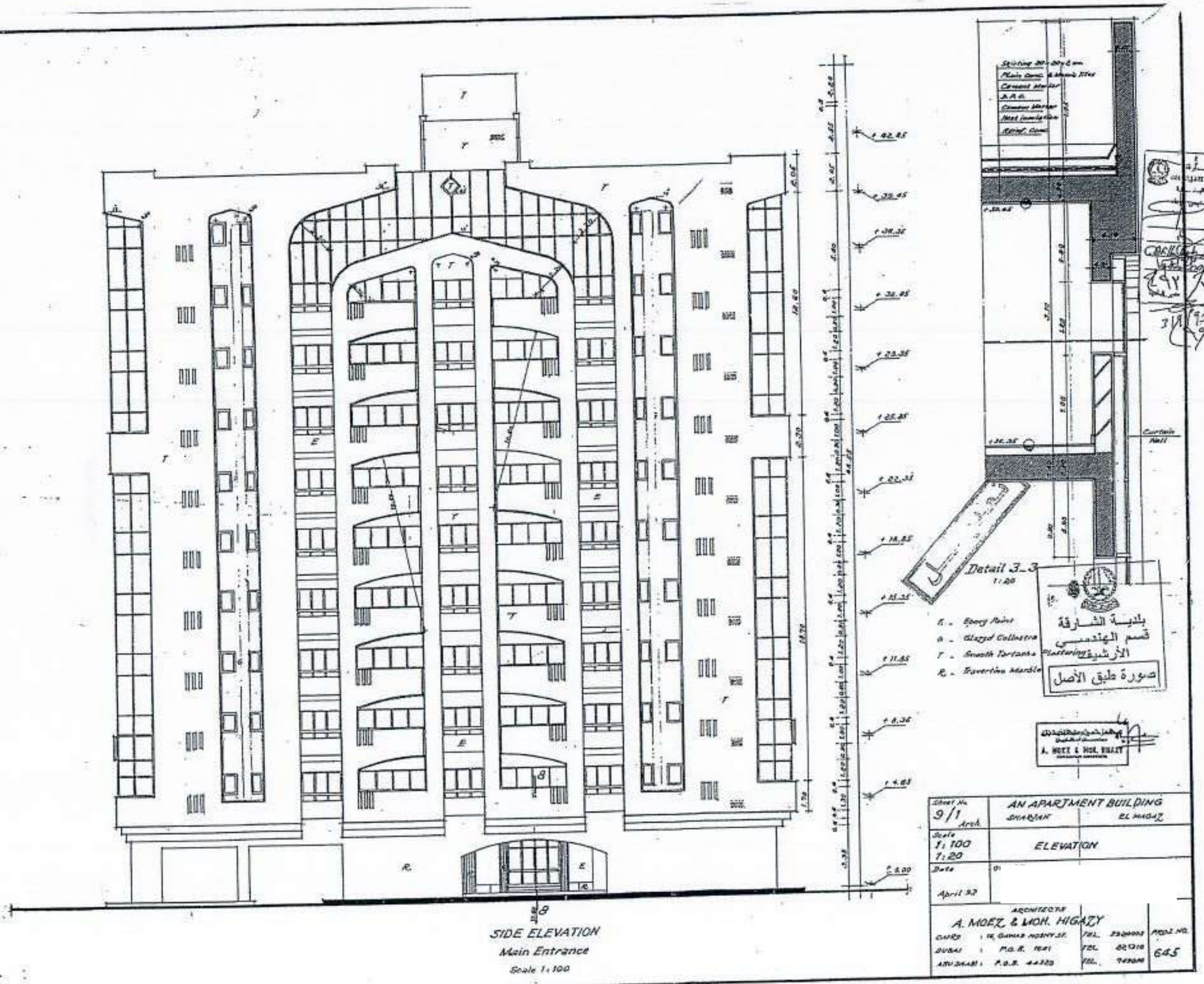
Detail 3_3
1:20
E. - Epoxy Paint
G. - Glazed Collastra
T. - Smooth Terrazzo Flattening
R. - Travertine Marble
Curtain Wall
SIDE ELEVATION
Main Entrance
Scale 1:100
بلدية الشارقة
قسم الهندسي
الأرشيف
صورة طبق الأصل
Sheet No. 9/1 Arch.
AN APARTMENT BUILDING
SHARJAH
EL HIRAZ
Scale 1:100 1:20
ELEVATION
Date April 92
ARCHITECTS
A. MOEZ & MOH. HIGAZY
DUBAI
ABU DHABI
TEL.
MODI NO. 645

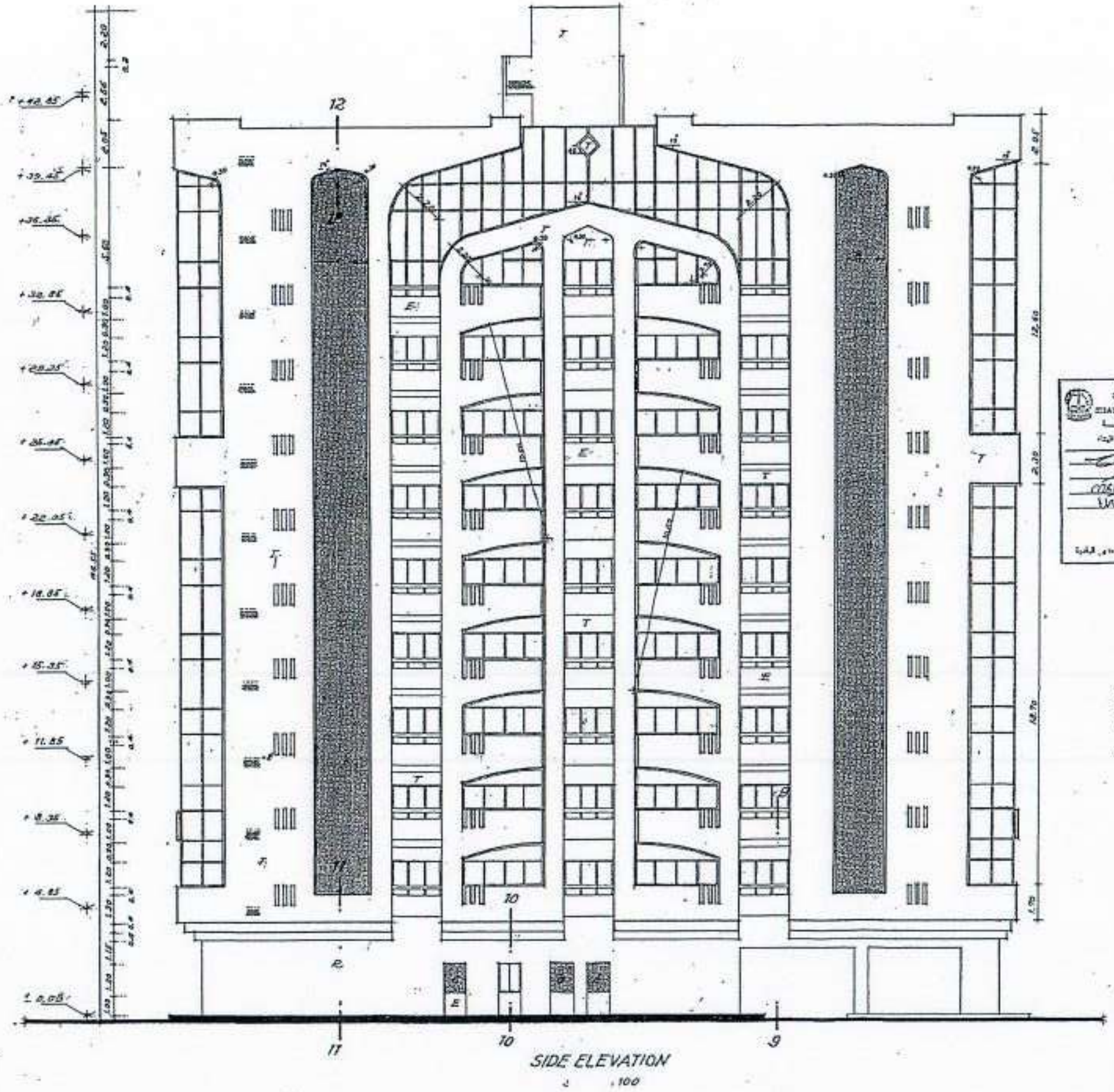

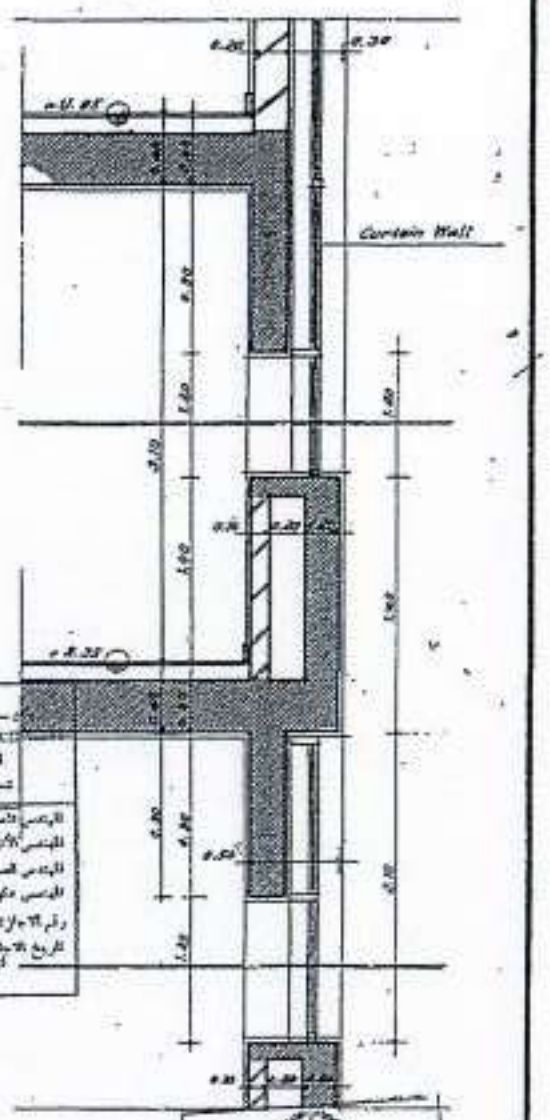

Detail 1:20

E _ Epoxy Paint
G _ Glazed Collastra
T _ Smooth Tartasha Flooring
R _ Travertine Marble

بلدية الشارقة
قسم الهندسة
الأرشيف
صورة طبق الأصل

SHARJAH MUNICIPALITY
قسم الهندسة
رئيس قسم التراخيص والبناء
المهندس المعماري
المهندس الانشائي
المهندس الصحي
المهندس الكهربائي
رقم الاجازة
تاريخ الاجازة

A. MOEZ & MOH. HIGAZY

Sheet No. 11/1 Arch.	AN APARTMENT BUILDING SHARJAH EL HIGAZ
Scale 1:100 1:20	ELEVATION
Date April 93	0

ARCHITECTS
A. MOEZ & MOH. HIGAZY
CAIRO : 16, GAWAD HOSNY ST. TEL. 39 44 63
DUBAI : P.O.B. 1641 TEL. 221310
ABU DHABI : P.O.B. 44380 TEL. 745040

PROJ. NO. 645

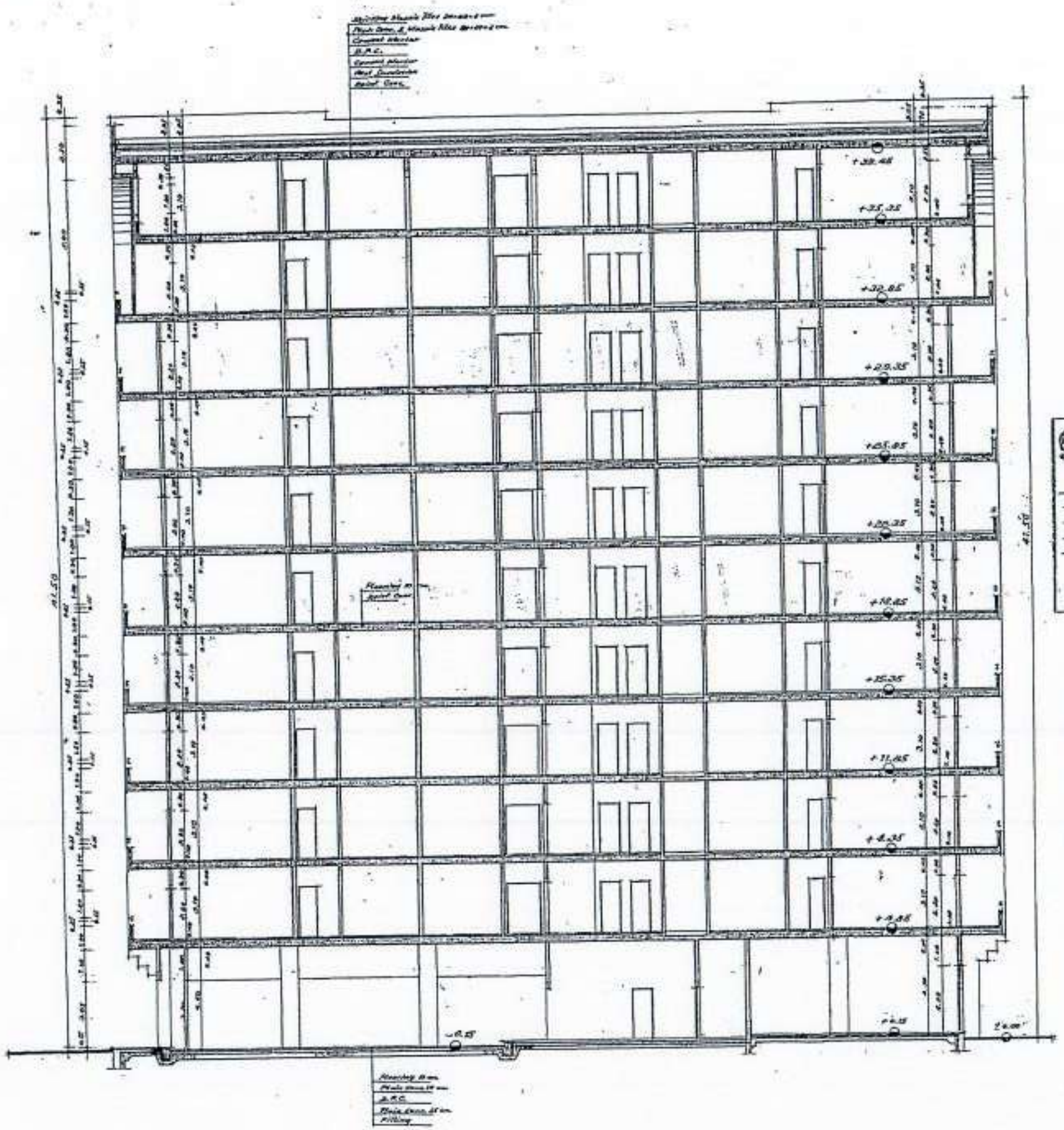

Longitu " I Sec. C_C

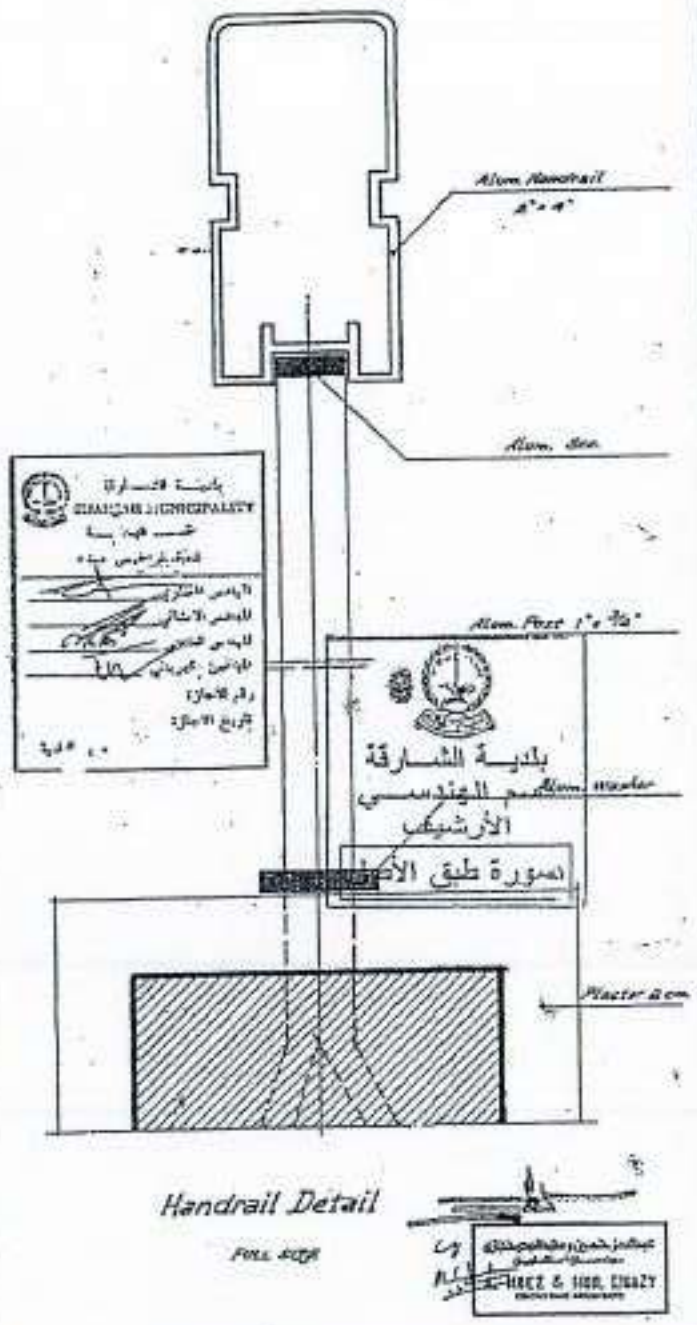

Handrail Detail

FULL SCALE

A. MOEZ & MOH. HIGAZY

Sheet No. 12/1 Arch.	AN APARTMENT BUILDING SHARJAH EL MAGAZ
Scale 1 : 100	SECTION
Date April 83	01

ARCHITECTS
A. MOEZ & MOH. HIGAZY
CAIRO : 16, GAWAD HOSNY ST. TEL. 38 84 03
DUBAI : P.O.B. 1641 TEL. 221314
ABU DHABI : P.O.B. 44320 TEL. 48080

PROJ. NO. 645

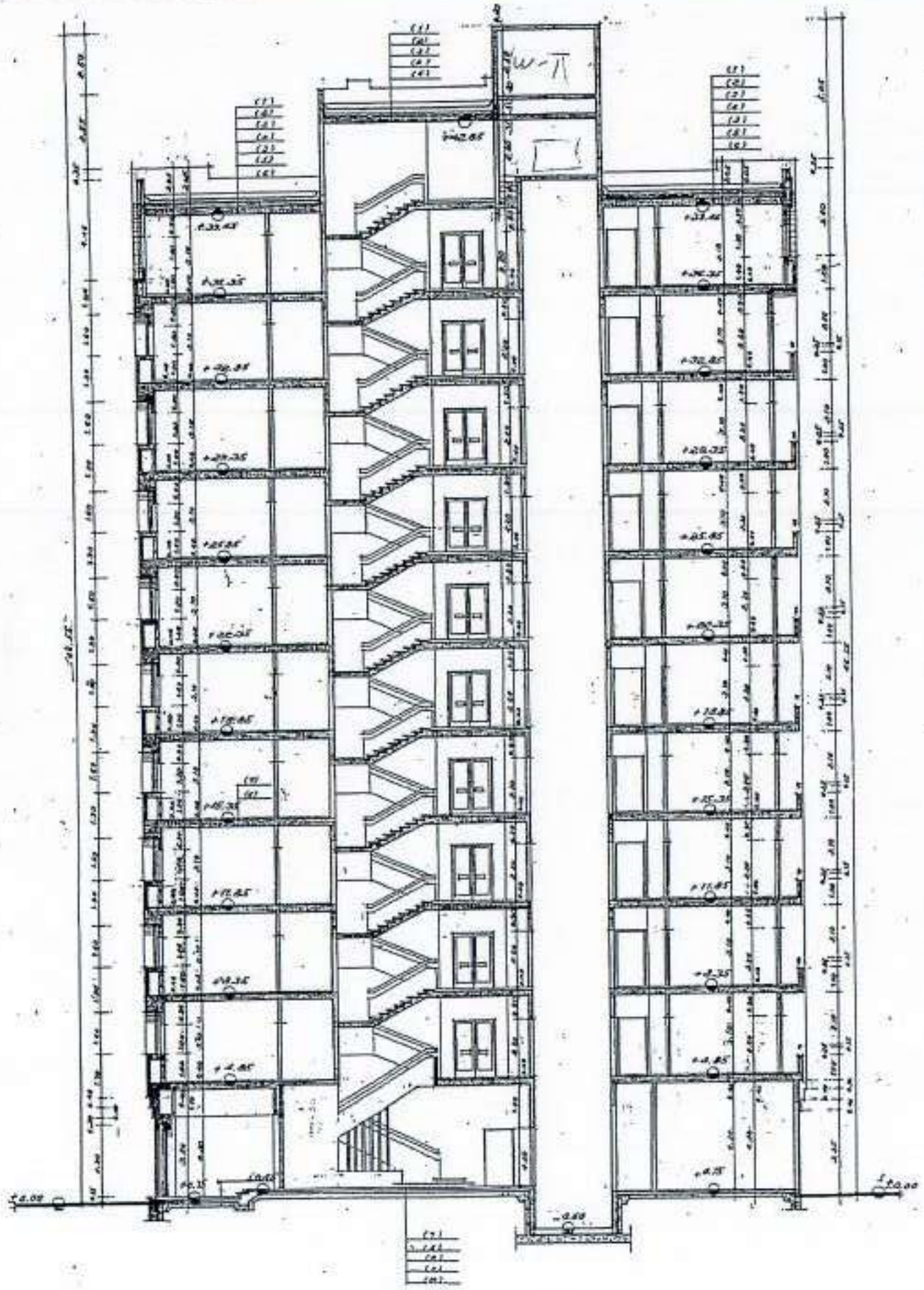

Cross Section 1

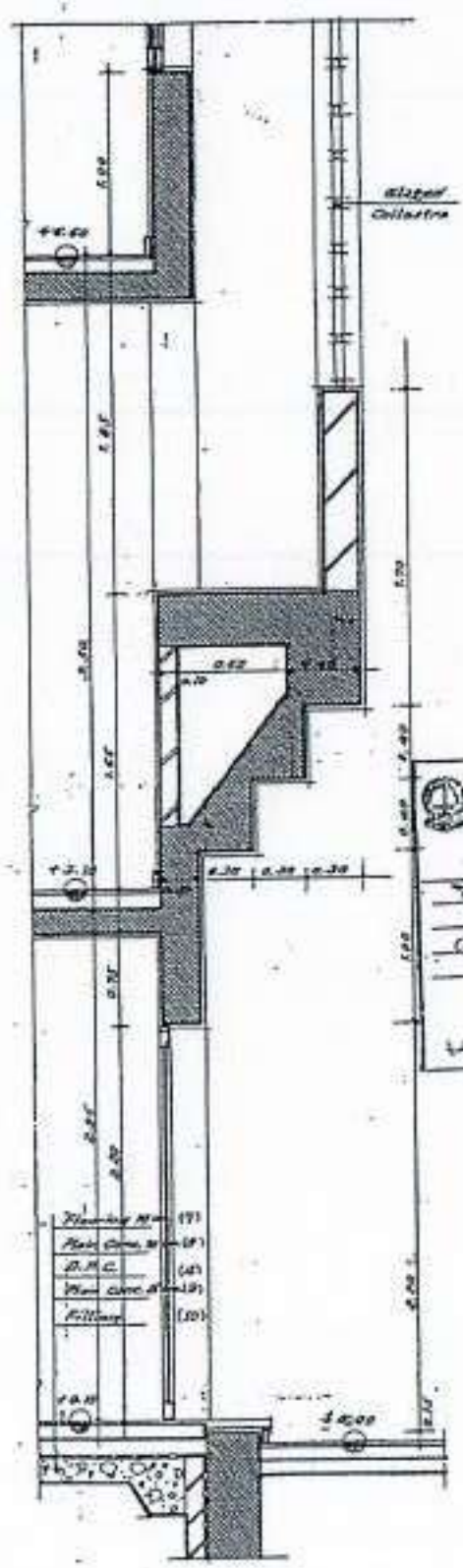

Det. 14_14

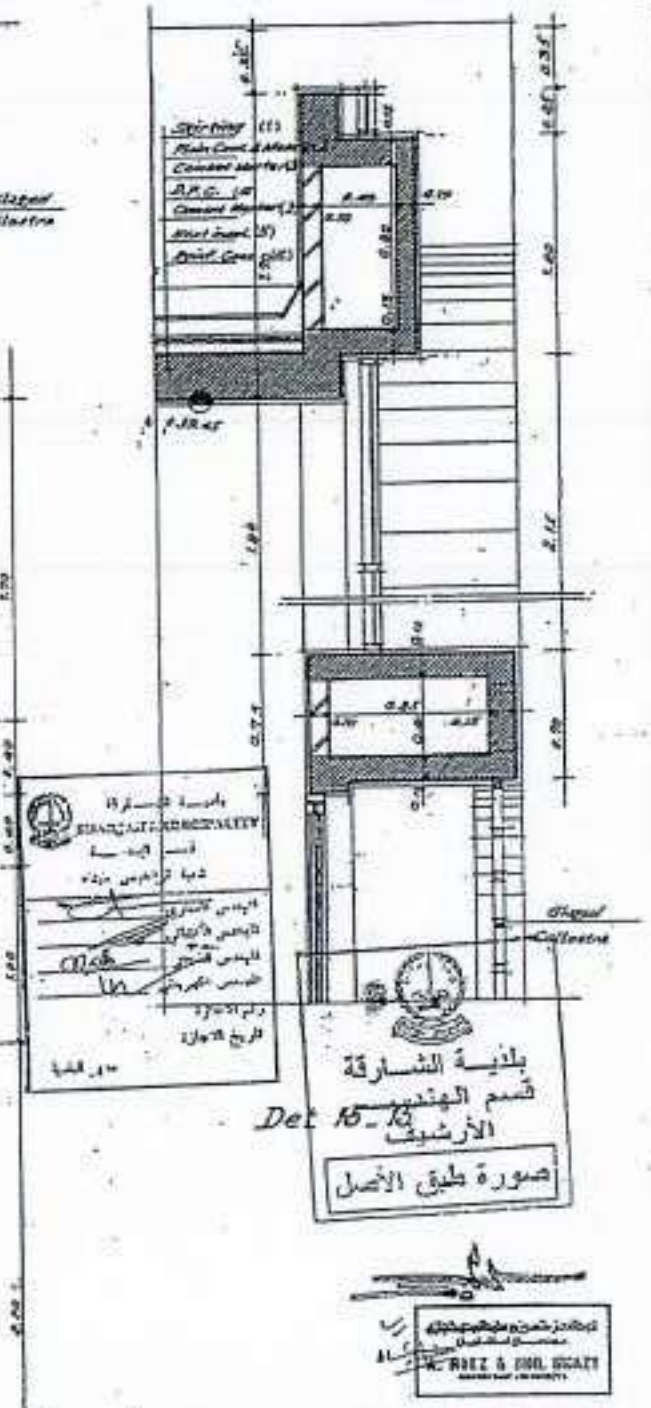

Det 15_15

بلدية الشارقة
قسم الهندسة
الأرشيف
صورة طبق الأصل

Sheet No. 13/1 Arch.	AN APARTMENT BUILDING SHARJAH EL MAGAZ
Scale 1:100 1:20	SECTION
Date April 93	0
ARCHITECTS A. MOEZ & MOH. HIGAZY CAIRO : 16, Gamal Hamdy St. TEL. 3929403 DUBAI : P.O.B. 1641 TEL. 020310 ABU DHABI : P.O.B. 44320 TEL. 789010	PROJ. No. 645

WINDOWS

Type	Dimensions B	Dimensions H	Dimensions S	Specifications
1	2.40	2.20	0.40	Alum. & fixed glass semi-circular shaped
2	3.10	2.20	—	Alum. & glass door 2 sliding sashes + 2 fixed parts & wire mesh sash
3	3.00	2.40 2.40	1.00	Alum. & glass 4 sliding sashes + upper panel as drawings
3'	3.00	2.40 2.40	1.00	Alum. & glass 2 movable sash & 2 fixed sashes + upper glass panel as drawings
4	1.00	2.20	1.00	Alum. & glass 2 sliding sashes & wire mesh sash
5	1.00	2.20	1.00	" " " 2 " "
6	0.80	2.20	1.40	Alum. & glass 1 sash spaced horizontally
7	1.96 1.96	33.60	5.65	Curtain wall Alum. & glass with windows & sliding sashes Each opened at floors level as drawings
8	2.50 14.80	4.50 1.50		Similar to type 7 as drawings
8'	3.30 13.80	4.50 3.80		" " " 7 " "
9	2.50 10.30	4.50 3.80		" " " 7 " "

DOORS

Type	Dimens. B	Dimens. H	Specifications
A	3.10	2.40	Alum. & glass door 2 movable sashes + 2 fixed parts & upper glass panel
B	1.20	2.40	Alum. & glass door 2 movable sashes & upper glass panel
C	3.70	2.90	Alum. & glass door 1 movable sash & fixed parts
C'	3.60	2.90	Similar to type C
D	0.90	2.20	Alum. door 1 sash (Fire Resistant)
E	0.80	2.20	Wooden door (Sabrak) with fan light
F	1.60	2.20	Alum. door 2 sashes (For Transformers Room)
G	1.80	2.20	Alum. & glass door 2 movable sashes (Fire Resistant)
H	1.00	2.10	Wooden door + Rock Wool Filling (Fire Res.)
I	0.90	2.20	Wooden door (ply-wood) & Teak Veneer
J	0.80	2.20	Similar to type I with Fan light
K	0.60	2.20	" " " J
L	1.20	2.20	" " " I but 2 sashes

CUPBOARDS

Type	Dimensions B	Dimensions H	Dimensions S	Specifications
C_1	1.60	2.20	0.50	Wooden cupboard 3 movable sashes
C_2	2.50	2.20	0.60	Wooden cupboard 3 movable sashes + Fixed Part For A.C. Machine
C_3	1.50	2.20	0.60	For Elect. Room
C_4	1.10	2.20	0.45	Similar to type C_1

INTERIOR FINISHING MATERIALS :

SPACE	CEILING	WALLS	FLOORING	SKIRTING
MAIN ENT. HALL	Emulsion Paint	Marble	Marble	
CORRIDORS	Emulsion Paint	Emulsion Paint	Low Mosaic Tiles (Marble Stripes) 30 x 30 x 3 cms.	Low Mosaic Tiles (Marble Stripes) 10 cms. in Height
ROOMS	Emulsion Paint	Emulsion Paint	Low Mosaic Tiles 30 x 30 x 2 cms.	Low Mosaic Tiles 10 cms. in Height
BATHES & TOILETS	Oil Paint	Ceramic Tiles 2.00 m. in Height	Ceramic Tiles	
KITCHENS	Oil Paint	Ceramic Tiles 2.00 m. in Height	Ceramic Tiles	
TERRACES			Low Mosaic Tiles (Marble Stripes) 30 x 30 x 3 cms.	
PUMPS & GARBAGE RM.	Emulsion Paint	Ceramic Tiles 2.00 m. in Height	Ceramic Tiles	
SNOW RM.	Cement Plastering	Cement Plastering		

STAIRCASE : PRE-FAB. MOSAIC
CAR PARK : INTERLOCK TILES 8 cms. THICK.

Exterior Finishing Materials :

E - Epoxy Paint
G - Glazed Collastra
T - Smooth Tartasha Plastering
R - Travertine Marble

بلدية الشارقة
قسم الهندسي
الأرشيف
صورة طبق الأصل

A. MOEZ & MOH. HIGAZY

Sheet No. 2/1 Arch.	AN APARTMENT BUILDING SHARJAH EL MAGAZ	
Scale	SCHEDULES	
Date April 93	DM	
ARCHITECTS A. MOEZ & MOH. HIGAZY CAIRO : H. GAMED HAZMY ST. TEL. 382443 DUBAI : P.O.B. 1641 TEL. 221310 ABU DHABI : P.O.B. 44320 TEL. 726980		PROJ. NO. 645

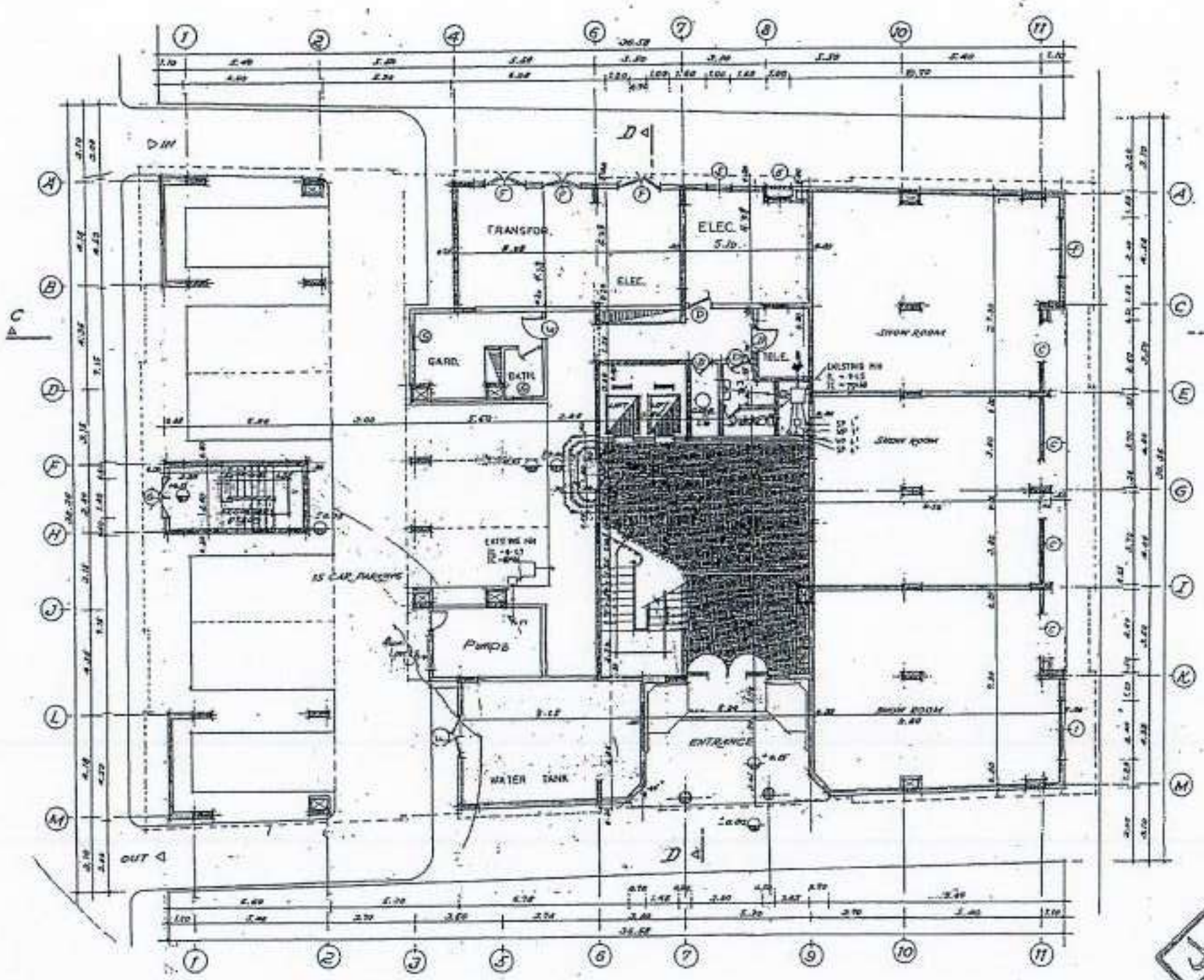

GROUND FLOOR PLAN

Scale 1:100

تعديل

Sheet no. 3/1 Arch.	AN APARTMENT BUILDING SHARJAH EL MAGAZ
Scale 1:100	GROUND FLOOR PLAN
Date April 92	
ARCHITECTS A. MOEZ & MOH. HIGAZY CAIRO : 16, SAHAD HACHY ST. TEL. 3924403 DUBAI : P.O.B. 15671 TEL. 221310 ABUDHABI : P.O.B. 44320 TEL. 353050	PROJ. NO. 645

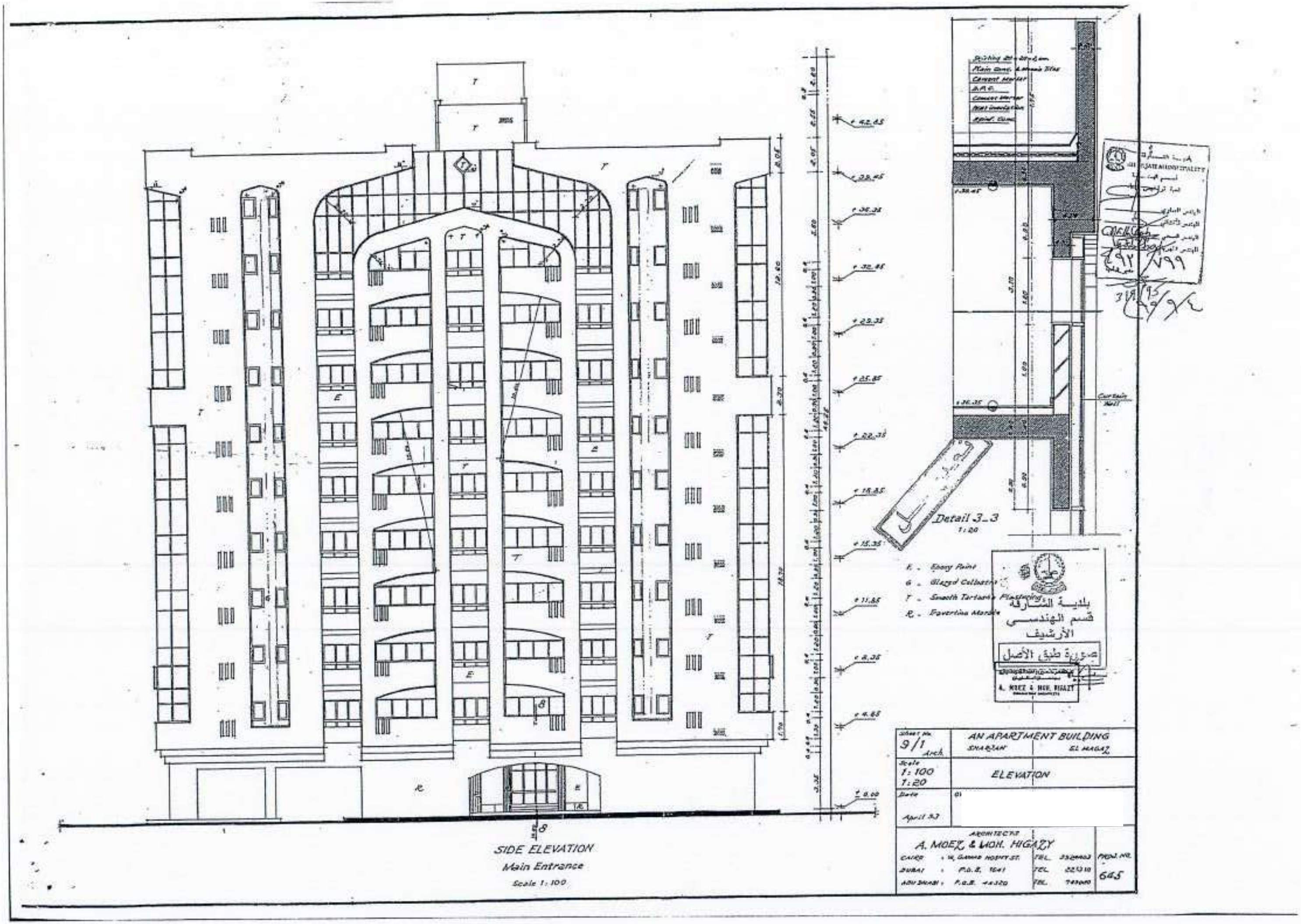
Detail 3_3
1:20
E. Epoxy Paint
G. Glazed Cellulose
T. Smooth Tartan Plastering
R. Travertine Marble
SIDE ELEVATION
Main Entrance
Scale 1:100
AN APARTMENT BUILDING
SHARJAH
EL HAGAZ
ELEVATION
Sheet No. 9/1 Arch.
Scale 1:100 1:20
Date April 93
01
ARCHITECTS
A. MOEZ & MOH. HIGAZY
CAIRO : 16, GAMAA HOSNY ST.
DUBAI : P.O.B. 1041
ABU DHABI : P.O.B. 46320
TEL. 352443
TEL. 221310
TEL. 743000
PROJ. NO. 645
بلدية الشارقة
قسم الهندسي
الأرشيف
صورة طبق الأصل
A. MOEZ & MOH. HIGAZY

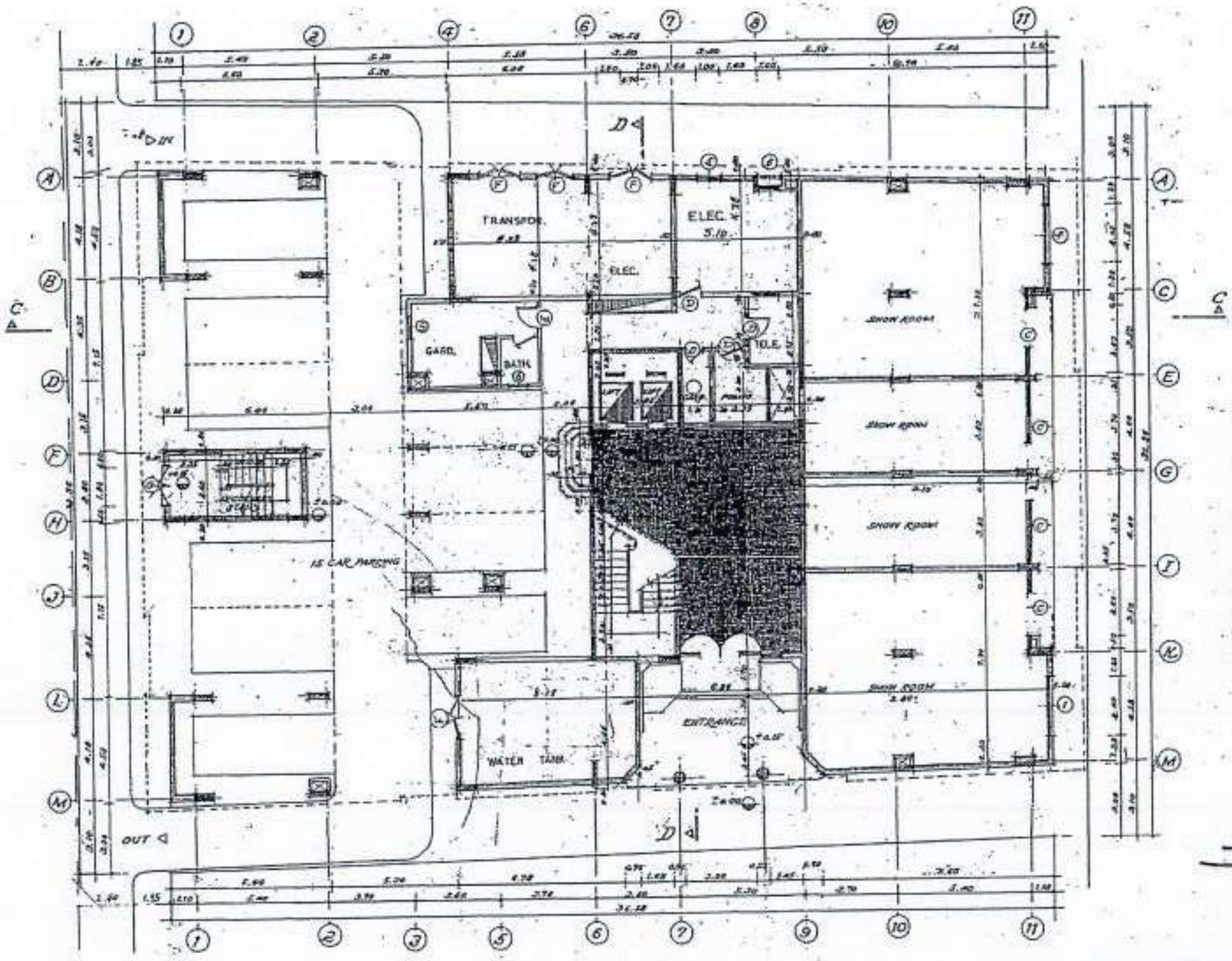

GROUND FLOOR PLAN

Scale 1:100

بلدية الشارقة
SHARJAH MUNICIPALITY
قسم الهندسة
شعبة ترخيص البناء
التاريخ الهندسي
المهندس الأنشائي
المهندس المعماري
رقم الاجازة
تاريخ الاجازة
ملاحظات

بلدية الشارقة
قسم الهندسي
الأرشيف
صورة طبق الأصل

A. MOEZ & MOH. HIGAZY

Sheet no. 3/1 Arch.	AN APARTMENT BUILDING SHARJAH EL MAGAZ
Scale 1 : 100	GROUND FLOOR PLAN
Date April 93	

ARCHITECTS
A. MOEZ & MOH. HIGAZY

CAIRO	16, GAWAD HOSNY ST.	TEL. 39 24 403
DUBAI	P.O.B. 1641	TEL. 221310
ABU DHABI	P.O.B. 44303	TEL. 783440

PROJ. NO. 645